




SCOREBOARD CONNECT

PLUG & PLAY SCOREBOARD FOR LOCAL CLUBS





OVERVIEW

The SCOREBOARD CONNECT is our newest scoreboard, designed for local clubs with a desire to offer a professional, digital scoring experience in their field. With a P3.9 pixel pitch and high brightness, this product allows you to display the league, guest team name, timing, score, and even sponsored content.



APPLICATION
Outdoor



BRIGHTNESS
≤ 4500 NITS (LED TYPE SMD)



INGRESS PROTECTION
IP65 (front) / IP54 (back)



WEIGHT
145 kg



PIXEL PITCH
P3.9



MATERIAL
Steel



DISPLAY AREA (W x H)
500 x 250 mm (league)
750 x 250 mm (timing)
250 x 250 mm x 2 (score)
1000 x 250 mm (guest)
3000 x 250 mm (sponsors)




MAINTENANCE
Front maintenance



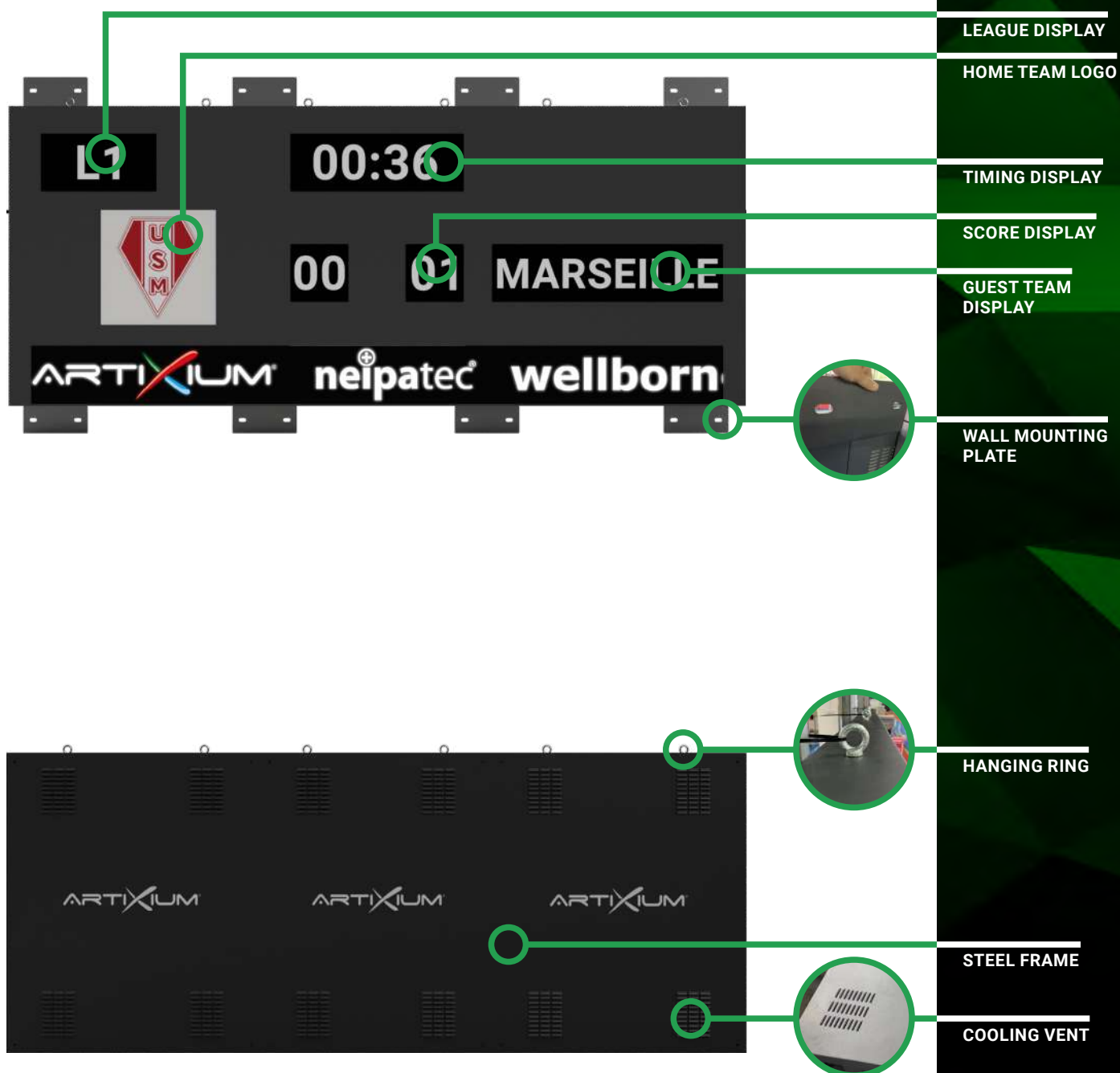
SIZE

3200 x 1300 x 140 mm





FEATURES





FEATURES

STANDARD & PREMIUM VERSIONS

To accommodate every budget, we offer two SCOREBOARD CONNECT versions. The standard version's sponsors' area is made of PVC, while the premium version is made of high-brightness LED modules. While the former is cheaper, and thus more accessible, the latter allows for more versatility when it comes to sponsored content, and more opportunity for financial profit.




HIGH BRIGHTNESS

Going up to 4500 NITS, the brightness of the SCOREBOARD CONNECT allows good visibility from the other side of the playing field, no matter the weather conditions.

DURABLE LED DISPLAY

The SCOREBOARD CONNECT's frame is made of stainless steel and blackened for maximum durability. It's very resilient to water projections and particle ingress. This product will endure the trial of time, ensuring a cost-effective investment.



SEVERAL INTEGRATION METHODS

The SCOREBOARD CONNECT comes with hanging rings as well as wall mounting plates. We can also integrate your LED scoreboard as a custom unipol, facing your stadium's bleachers for maximum visibility.

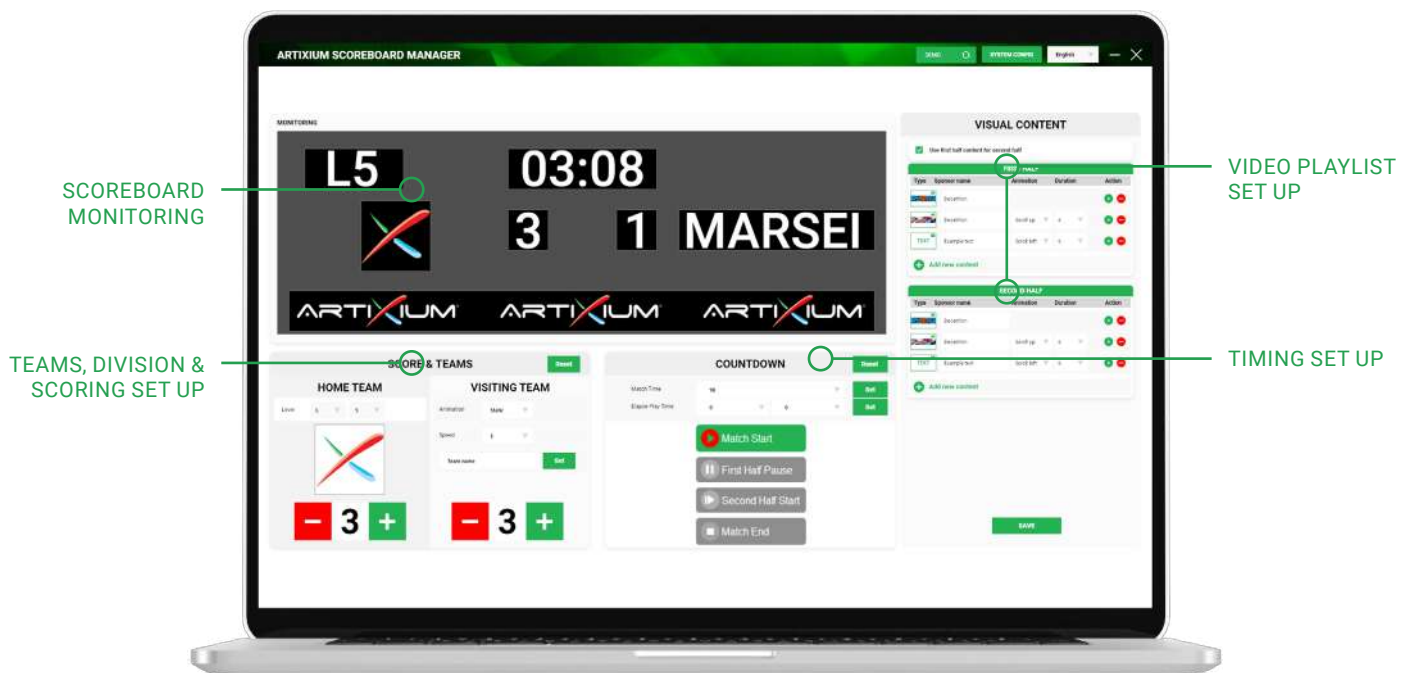




SOFTWARE

We designed a dedicated software that boasts an intuitive and user-friendly interface. Organizers can effortlessly control and customize the scoreboard's

given LED sections: timing, scoring, guest team & video, with a few clicks, ensuring a seamless turnkey experience.



The user-friendly software allows you to control each of your Scoreboard Connect's displays in a few clicks.





TECHNICAL SPECIFICATIONS

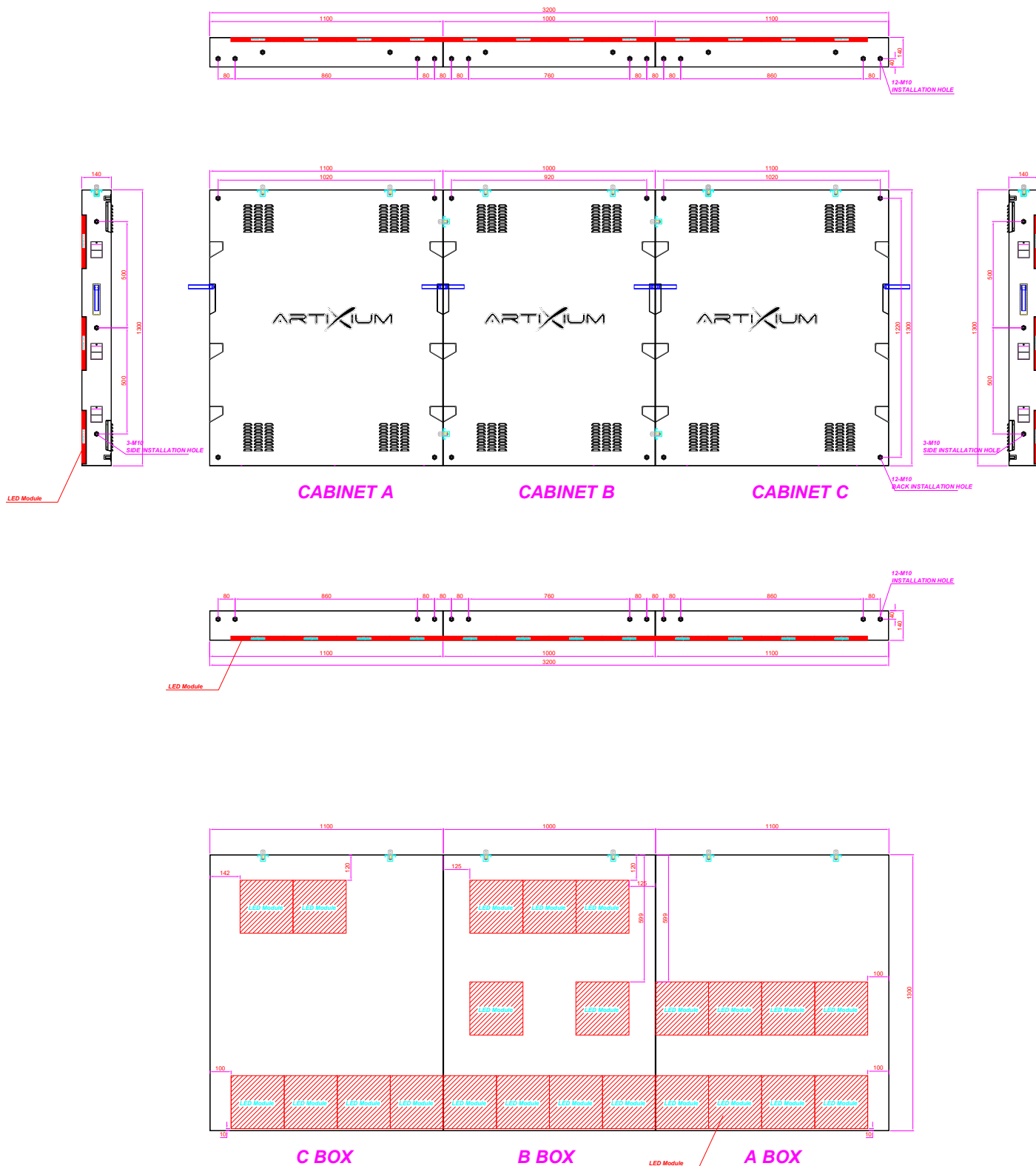
		OUTDOOR				
Product Parameters	Unit	3.9				
Pixel Pitch	mm	3,91				
LED		SMD1921 3in1				
Application		LED scoreboard				
Ingress Protection	IP	IP65 (front) / IP54 (back)				
Brightness	cd/m ²	≤ 4500 NITS				
Color Temperature after calib (adjustable)	deg. K	6500-8500K				
Viewing Angle (50% brightness)	deg.	140 (+/-70) H / 140 V				
Cabinet Size (WxHxD)	mm	3200 x 1300 x 140				
Display function		League	Timing	Score	Guest team	Sponsors
Display area (WxH)	mm	500 x 250	750 x 250	250 x 250 *2	1000 x 250	3000 x 250
Module Size (WxHxD)	mm	250 x 250				
Pixel Matrix Per Cabinet (WxH)	px	128 x 64	192 x 64	64 x 64	256 x 64	768 x 64
Pixel Matrix Per Module (WxH)	px	64 x 64				
Pixel Density	px/m ²	256 x 256				
Device weight	kg	145				
Cabinet Material		Steel				
Maintenance Mode		Front maintenance				
Mask specification		95% plastic + 5% fiber / ss screws / shaders				
Contrast Ratio		High				
Grey scale (linear)	bit	14				
Brightness control	bit	14				
Processing depth	bit	14				
Color		281 Trillions				
Display Refresh Rate	Hz	1920				
Operation Power	V	AC85-230V				
Max. Power Consumption	W/m ²	800				
Average Power Consumption	W/m ²	320				
Control Mode		Asynchronous				
Video Frame Rate	Hz	50/60				
Input Types Supported		RJ45 / WIFI (opt)				
3D ready (optional)		No				
Calibration		No				
Lifetime (50% brightness)	h	50000				
Operating Humidity Range		10-95%				
Operating Temperature Range		-30°C / +55°C				
Screen Uniformity Correction		Yes				
Certification		CE / EMC				
Available options		-				
Compatibility		Windows 10/8/7/XP				



Information and design in this leaflet are subject to Artixium France SAS copyright. No material from this leaflet can be used in any context without ARTIXIUM approval. Designs and specifications are subject to change without notice. All images of ARTIXIUM products components and accessories used here are also subject to change without notice. All information presented herein is based on the latest information at the time of publishing. Actual results of performance and other specifications may differ or vary with production models and may depend on selected options and model ranks.



TECHNICAL DRAWINGS





CONTACT

The Artixium regional branches are the key for the growth and development of our global network all over the world. Artixium's team is a spectrum of different nationalities and cultures, reflecting their global presence and mindset, mak-


ing their communication smooth and hassle-free with clients from all around the world. Customer care, Innovation and flexibility has always been our values and we intend to keep this reputation for many years to come.

ARTIXIUM FRANCHISES

"From your project's conception to its completion."



112 Avenue Franklin Roosevelt
69120 Vaulx-en-Velin
France



Artixium Operational Center
518000 Shenzhen
China



Weissensteinstrasse 90b,
46149 Oberhausen
Germany




Merkez Mah. Baglar Cad. A
Blok Apt. No: 14D/13 Kagithane, Istanbul
Turkey




 www.artixium.com

 0 428 001 801

 [linkedin.com/company/artixium](https://www.linkedin.com/company/artixium)

 twitter.com/artixium

 contact@artixium.com

 [youtube.com/@artixium](https://www.youtube.com/@artixium)

 [facebook.com/artixium](https://www.facebook.com/artixium)

 [instagram.com/artixium](https://www.instagram.com/artixium)



Since its creation in 2012 by two european entrepreneurs, Artixium has been evolving and always looking for innovative ways to contribute to the digital transition of our world. It only took a few years for Artixium to become a key player in the LED display industry.

www.artixium.com